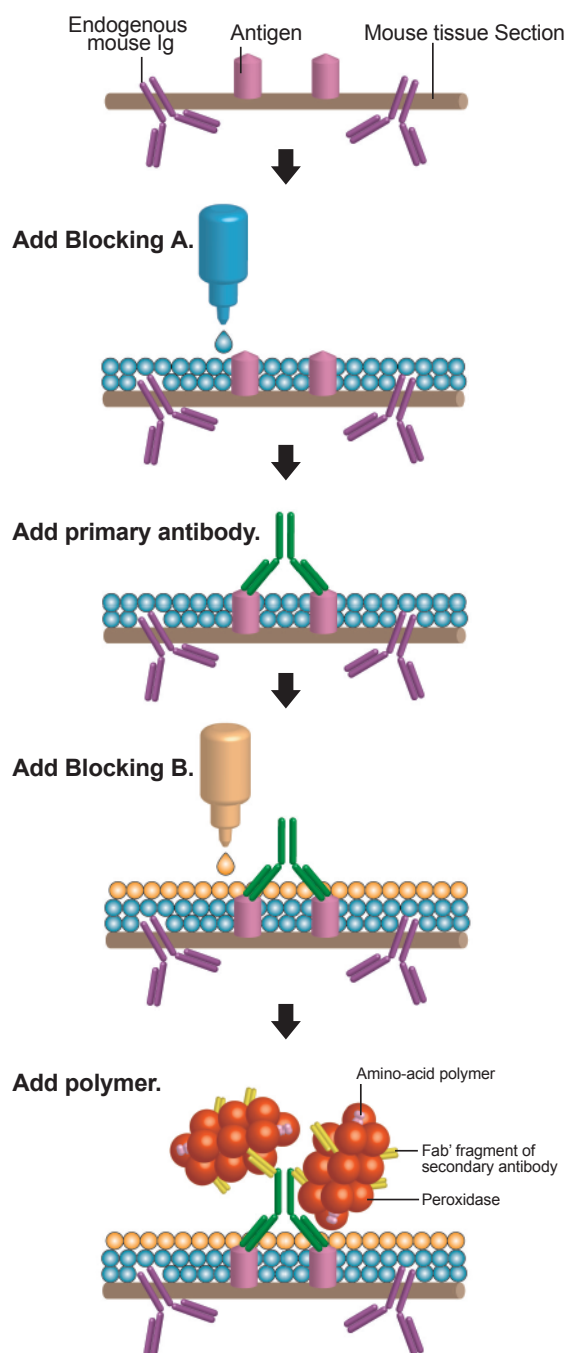


Polymer Detection system

Mouse on Mouse

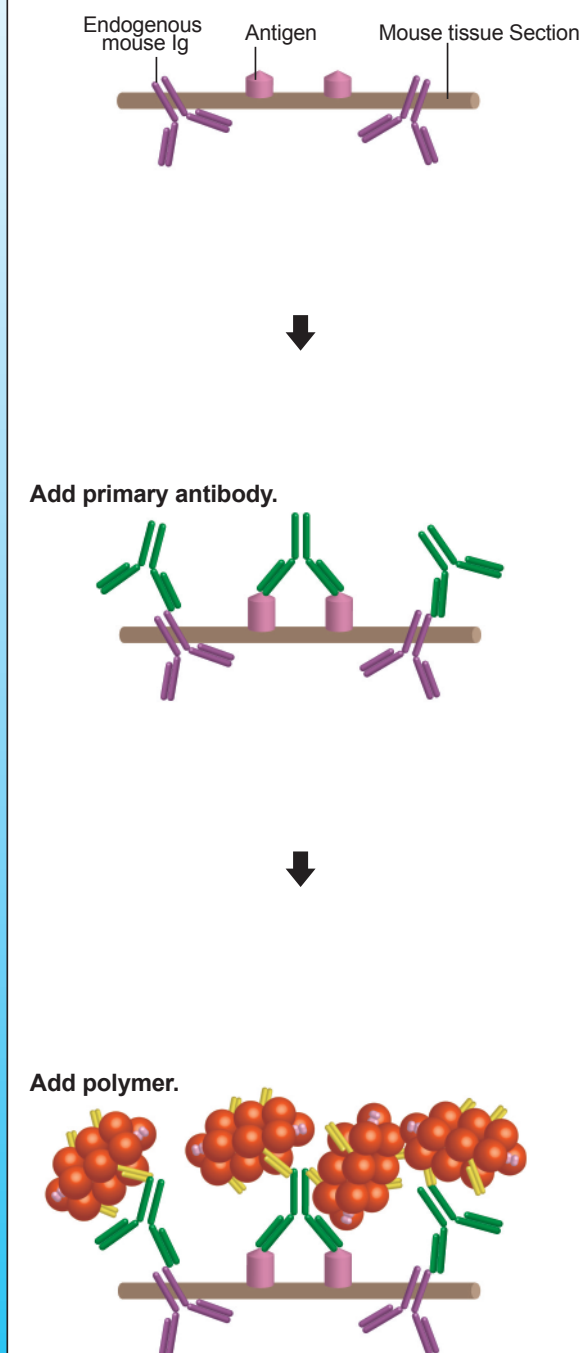
N-Histofine[®] MOUSESTAIN KIT

MOUSESTAIN KIT



**No background
with
double blocking**

No blocking



High background

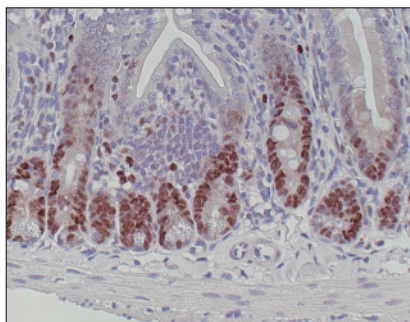
Feature

N-Histofine® MOUSESTAIN KIT* is the mouse on mouse system. It is designed specifically to allow immunohistochemical staining with a mouse primary antibody on formalin-fixed paraffin-embedded mouse tissue sections. This kit consists of Blocking reagent A, Blocking reagent B, and Simple Stain Mouse Max PO (M) which is the labeled polymer prepared by combining amino acid polymer with multiple molecules of peroxidase and goat anti-mouse Ig which is reduced to Fab'. To eliminate background staining, this kit uses Blocking reagent A and Blocking reagent B.

Advantages

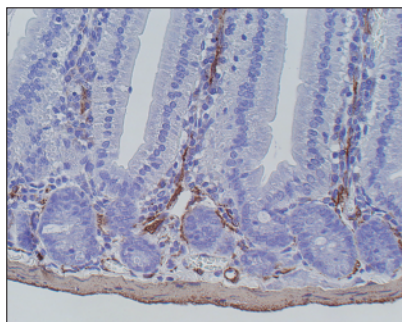
1. **No reaction to endogenous mouse immunoglobulin in the tissue.**
2. **Simplified staining steps.**
3. **High sensitivity.**
4. **Unaffected by endogenous biotin in the tissue.**
5. **Ready to use.**

■ Mouse anti-PCNA antibody (clone:PC10)



Mouse colon stained with **N**-Histofine® MOUSESTAIN KIT and DAB chromogen.
Note nuclear staining of Epithelium cells.

■ Mouse anti-Muscle Actin antibody (clone:HHF35)



Mouse colon stained with **N**-Histofine® MOUSESTAIN KIT and DAB chromogen.
Note intense staining of smooth muscle and muscularis propria in lamina propria mucosae.

Product List

Liquid. Ready to use.

Product Name	Slides	Volume	Code	For use with
For Mouse Tissue Sections				
N -Histofine® Simple Stain Mouse MAX PO (R)	170	1 x 17ml	414341F	Rabbit primary antibody
N -Histofine® Simple Stain Mouse MAX PO (G)	170	1 x 17ml	414351F	Goat primary antibody
N -Histofine® Simple Stain Mouse MAX PO (Rat)	170	1 x 17ml	414311F	Rat primary antibodies
N -Histofine® MOUSESTAIN KIT*	50	3 x 6ml	414321F	Mouse primary antibody
	500	9 x 17ml	414322F	
Blocking Reagent A Blocking Reagent B Simple Stain Mouse Max PO (M)				
For Rat Tissue Sections				
N -Histofine® Simple Stain Rat MAX PO (MULTI)	170	1 x 17ml	414191F	Mouse and rabbit primary antibodies
N -Histofine® Simple Stain Rat MAX PO (M)	170	1 x 17ml	414171F	Mouse primary antibody
N -Histofine® Simple Stain Rat MAX PO (R)	170	1 x 17ml	414181F	Rabbit primary antibody
N -Histofine® Simple Stain Rat MAX PO (G)	170	1 x 17ml	414331F	Goat primary antibody
Enzyme Substrate Systems				
N -Histofine® DAB-3S kit	500	3 x 3ml	415192F	Peroxidase
	1500	3 x 9ml	415194F	
Reagent A : DAB solution concentrate Reagent B : Enhancer solution concentrate Reagent C : Hydrogen peroxide solution concentrate				
N -Histofine® Simple Stain AEC Solution		3 x 17ml	415182F	Peroxidase
		9 x 17ml	415184F	

Mark in EU

CE

Mark in EU



*: MOUSESTAIN KIT is not available in the United States.

medac
diagnostika

Theaterstraße 6 Telefon 04103/ 8006-342
D-22880 Wedel Telefax 04103/ 8006-359

www.medacshop.de

NICHIREI BIOSCIENCES INC.

6-19-20, TSUKIJI, CHUO-KU,
TOKYO, 104-8402, JAPAN
PHONE: 81-3-3248-2207
FAX: 81-3-3248-2243

<http://www.nichirei.co.jp/bio/english>

2011.07

NIC9 - 12/2011