














# BioCLIA<sup>®</sup> Autoimmune Calibrator Set

***LKM-1***

## LKM-1 Assay Calibrators

### Key to Symbols Used

	Catalog Number		Expiration Date
	For <i>In Vitro</i> Diagnostic Use		Lot Number
	Store between +2°C and +8°C		Consult Instruction for Use
	Manufacturer		Authorized Representative in European Union
	Calibrator 1		Contains Sufficient for $< n >$ Tests
	Calibrator 2		Chemical Risk Warning
			Biological Risk Warning

# BioCLIA® Autoimmune Calibrator

## Set, LKM-1

### Intended Use

The BioCLIA Autoimmune Calibrator Set, LKM-1 is intended for the calibration of the BioCLIA LKM-1 performed on the BioCLIA®1200 and BioCLIA® 6500.

### Catalog Numbers

MY00218 (2 X 1 mL)

MY00269 (4 X 1 mL)

### Summary and Principles of the Procedure

Autoimmune liver diseases (ALD) include autoimmune hepatitis (AIH), <sup>1, 2</sup> primary biliary cirrhosis (PBC) <sup>3</sup> and primary sclerosing cholangitis (PSC). <sup>4</sup> Determination of indicators such as AMA, CENP-B, LKM-1 and SLA/LP has significant correlation to ALD diagnosis.

Anti-LKM-1 antibodies are specific binding to cytochrome P450 IID6 with the main immune response area at 33- amino acid. Autoimmune hepatitis (AIH) occurred mainly in young women with the syndrome of acute and multiple inflammation. About 82% of the patients may be converted to cirrhosis of the liver. <sup>5</sup> The serological features include hypergammaglobulinemia and anti-LKM-1 antibodies positive. Anti-LKM-1 antibodies indicate type II AIH. About 7% patients with hepatitis C or halothane hepatitis can also be confirmed Anti-LKM-1 antibodies positive.

### Materials supplied

- **LKM-1 Calibrator 1** A tube contains 1mL, ready to use reagent. Calibrator 1 contains human antibodies to LKM-1 in stabilizers and preservatives.

LKM-1 CAL 1

Preservatives: 0.0015% < Proclin 300 < 0.6%.

- **LKM-1 Calibrator 2** A tube contains 1mL, ready to use reagent. Calibrator 2 contains human antibodies to LKM-1 in stabilizers and preservatives.

LKM-1 CAL 2

Preservatives: 0.0015% < Proclin 300 < 0.6%.

Target value information is indicated in the 2D barcode localized in each kit.

### Warnings and Precautions

The human derived material in this product was tested by FDA approved methods and found nonreactive for Hepatitis B Surface Antigen (HBsAg), Anti-HCV and HIV 1/2 antibodies. Handle as if potentially infectious. <sup>6</sup> Avoid contacting with skin and eyes. Do not empty into drains. Wear suitable protective clothing.

Precautions:



Human serum is added in the Calibrators.



Proclin 300 is added in the Calibrators at

concentration between 0.0015% - 0.6%.

- The product is for *in vitro* diagnostic use only.
- Do not use any calibrators beyond their expiration dates. Do not mix calibrators from different lots unless specified.
- Instructions must be carefully followed for using and storing of calibrators. Any modification in procedure may interfere with the results. Calibrators and contaminated vials must be handled strictly following safety guidelines or rules of biological hazards to ensure the users' and environmental safety.
- Calibrators contain chemical and biological components. Avoid ingesting or splashing onto skin and mucous membrane. If direct contact with calibrators happens, rinse immediately the contact surface with plenty of water and see a doctor if necessary.

### Storage Conditions

The kit is stable until the expiration date, if stored and handled as directed. Routine store the kit in refrigerator (2-8°C). Once a calibrator tube is opened, it is good for a total of 15 times, no more than 2 hours per time when kept uncapped, onboard the instrument, after which the reagent must be discarded. Three freeze-thaw cycles before testing has no effect on the kit reagents.

### Assay Procedure

Note that, for obtaining optimal performance, it is important to perform all routine maintenance procedures as defined in the BioCLIA®1200 and BioCLIA® 6500 User Manual.

See the BioCLIA®1200 and BioCLIA® 6500 User Manual for preparation, setup, dilutions, adjustment, assay and quality control procedures.

### Traceability

The reported values were determined over multiple runs on the BioCLIA®1200 and BioCLIA® 6500 using specific lots of reagents against an in-house standard. LKM-1 results are reported in RU/mL which is interpreted from relative light unit (RLU). Method comparison test showed good sensitivity and specificity of tested assay.

### Limitations

This product is designed as calibrators for monitoring the performance of the BioCLIA LKM-1. These calibrators are subjected to the limitations of the assay system. Deviations may indicate problems with one or more components in the test system.

### References

1. Czaja AJ. Autoimmune liver disease. Current Opinion in Gastroenterology 2007;23:255-62.
2. Manns MP, Czaja AJ, Gorham JD, Krawitt EL, Mieli - Vergani G,

Vergani D, Vierling JM. Diagnosis and management of autoimmune hepatitis. Hepatology 2010;51:2193-213.

3. Nakamura M, Kondo H, Mori T, Komori A, Matsuyama M, Ito M, et al. Anti - gp210 and anti - centromere antibodies are different risk factors for the progression of primary biliary cirrhosis. Hepatology 2007;45:118-27.

4. T Tabibian JH, Lindor KD. Primary sclerosing cholangitis: a review and update on therapeutic developments. Expert review of gastroenterology & hepatology 2013;7:103-14.

5. Kerkar N, Ma Y, Davies E, Cheeseman P, Mieli-Vergani G, Vergani D. Detection of liver kidney microsomal type 1 antibody using molecularly based immunoassays. Journal of clinical pathology 2002;55:906-09.

6. Richmond JY, McKinney RW. Biosafety in microbiological and biomedical laboratories: U.S.GPO.1999.



HOB Biotech Group Co., Ltd

C6 Building, No. 218 Xinghu Road, Suzhou Industrial Park,

Suzhou, Jiangsu, 215123, China

**REGISTRANT/MANUFACTURE:** HOB Biotech Group Co., Ltd

**ADDRESS/LOCATION:**

C6 Building, No. 218 Xinghu Road, Suzhou Industrial Park, Suzhou, Jiangsu, 215123 China

**CONTACT INFORMATION:** TEL (+86)512-69561996  
Fax (+86)512-62956652

**WEBSITE:** [www.hob-biotech.com](http://www.hob-biotech.com)

**CUSTOMER SERVICE:** HOB Biotech Group Co., Ltd

**CUSTOMER SERVICE CONTACT:** TEL (+86)4008601202



**EUROPE REPRESENTATIVE:** Emergo Europe

**ADDRESS/LOCATION:**

Prinsessegracht 20, 2514 AP The Hague, The Netherlands

**Technical Assistance**

For technical assistance, contact your National Distributor.

17<sup>th</sup> April 2019

Revision 9