














BioCLIA[®] Autoimmune Calibrator Set

human tTG IgA

tTG IgA Assay Calibrators

Key to Symbols Used			
	Catalog Number		Expiration Date
	For <i>In Vitro</i> Diagnostic Use		Lot Number
	Store between +2°C and +8°C		Consult Instruction for Use
	Manufacturer		Authorized Representative in European Union
	Calibrator 1		Contains Sufficient for < n > Tests
	Calibrator 2		Chemical Risk Warning
			Biological Risk Warning

BioCLIA® Autoimmune Calibrator

Set, human tTG IgA

Intended Use

The BioCLIA Autoimmune Calibrator Set, human tTG IgA is intended for the calibration of the BioCLIA human tTG IgA performed on the BioCLIA® 1200 and BioCLIA® 6500.

Catalog Numbers

MY00240 (2 X 1 mL)

My00291 (4 X 1 mL)

Summary and Explanation

Tissue transglutaminase (abbreviated as tTG or TG2) is a 78-kDa, calcium-dependent enzyme of the protein-glutamine γ -glutamyltransferases family (or simply transglutaminase family).^{1,2} It is best known for its link with celiac disease. Three tTG is particularly notable for being the autoantigen in celiac disease, a lifelong illness in which the consumption of dietary gluten causes a pathological immune response resulting in the inflammation of the small intestine and subsequent villous atrophy.³⁻⁵

Anti-transglutaminase antibodies result in a form of gluten sensitivity in which a cellular response to Triticeae glutes that are crosslinked to tTG, which are able to stimulate transglutaminase specific B-cell responses that eventually result in the production of anti-transglutaminase antibodies IgA and IgG.⁶ Serology for anti-tTG antibodies has superseded older serological tests (anti-endomysium, anti-gliadin, and anti-reticulon) and has a strong sensitivity (99%) and specificity (>90%) for identifying celiac disease.

Materials supplied

- **tTG IgA Calibrator 1** A tube contains 1mL, ready to use reagent. Control contains human antibodies to tTG IgA in stabilizers and preservatives.

h-tTG-A CAL 1

Preservatives: 0.0015% < Proclin 300 < 0.6%.

- **tTG IgA Calibrator 2** A tube contains 1mL, ready to use reagent. Control contains human antibodies to tTG IgA in stabilizers and preservatives.

h-tTG-A CAL 2

Preservatives: 0.0015% < Proclin 300 < 0.6%.

Target value information is indicated in the 2D barcode localized in each kit.

Warnings and Precautions

The human derived material in this product was tested by FDA approved methods and found nonreactive for Hepatitis B Surface Antigen (HBsAg), Anti-HCV and HIV 1/2 antibodies. Handle as if potentially infectious.⁷ Avoid contacting with skin and eyes. Do not empty into drains. Wear suitable protective clothing.

Precautions:



Human serum is added in the calibrators.



Proclin 300 is added in the calibrators at concentration between 0.0015% - 0.6%.

- The product is for *in vitro* diagnostic use only.
- Do not use any calibrators beyond their expiration dates. Do not mix calibrators from different lots unless specified.
- Instructions must be carefully followed for using and storing of calibrators. Any modification in procedure may interfere with the results. Calibrators and contaminated vials must be handled strictly following safety guidelines or rules of biological hazards to ensure the users' and environmental safety.
- Calibrators contain chemical and biological components. Avoid ingesting or splashing onto skin and mucous membrane. If direct contact with calibrators happens, rinse immediately the contact surface with plenty of water and see a doctor if necessary.

Storage Conditions

The kit is stable until the expiration date, if stored and handled as directed. Routine store the kit in refrigerator (2-8°C). Once a calibrator tube is opened, it is good for a total of 15 times, no more than 2 hours per time when kept uncapped, onboard the instrument, after which the reagent must be discarded. Three freeze-thaw cycles before testing has no effect on the kit reagents.

Assay Procedure

Note that, for obtaining optimal performance, it is important to perform all routine maintenance procedures as defined in the BioCLIA® 1200 and BioCLIA® 6500 User Manual.

See the BioCLIA® 1200 and BioCLIA® 6500 User Manual for preparation, setup, dilutions, adjustment, assay and quality control procedures.

Traceability

The reported values were determined over multiple runs on the BioCLIA® 1200 and BioCLIA® 6500 using specific lots of reagents against an in-house standard. tTG IgA results are reported in RU/mL which is interpreted from relative light unit (RLU). Method comparison test showed good sensitivity and specificity of tested assay.

Limitations

This product is designed as calibrators for monitoring the performance of the BioCLIA tTG IgA. These calibrators are subjected to the limitations of the assay system. Deviations may indicate problems with one or more components in the test system.

References

1. Király R, Demény M, Fésüs L. Protein transamidation by transglutaminase 2 in cells: a disputed Ca²⁺-dependent action of a multifunctional protein. *Febs Journal* 2011;278:4717-39.
2. Klöck C, Diraimondo TR, Khosla C. Role of transglutaminase 2 in celiac disease pathogenesis. *Seminars in Immunopathology*; 2012.
3. Di SA, Vanoli A, Giuffrida P, Luinetti O, Solcia E, Corazza GR. The function of tissue transglutaminase in celiac disease. *Autoimmunity Reviews* 2012;11:746-53.
4. Griffin M, Casadio R, Bergamini CM. Transglutaminases: nature's biological glues. *Biochemical Journal* 2002;368:377-96.
5. Diraimondo TR, Klöck C, Khosla C. Interferon- γ activates transglutaminase 2 via a phosphatidylinositol-3-kinase-dependent pathway: implications for celiac sprue therapy. *Journal of Pharmacology & Experimental Therapeutics* 2012;341:104-14.
6. Dieterich W, Ehnis T, Bauer M, Donner P, Volta U, Riecken EO, Schuppan D. Identification of tissue transglutaminase as the autoantigen of celiac disease. *Nature Medicine* 1997;3:797-801.
7. Richmond JY, Mckinney RW. Biosafety in microbiological and biomedical laboratories: U.S.GPO. 1999.



HOB Biotech Group Co., Ltd
 C6 Building, No. 218 Xinghu Road, Suzhou Industrial Park,
 Suzhou, Jiangsu, 215123, China

REGISTRANT/MANUFACTURE: HOB Biotech Group Co., Ltd

ADDRESS/LOCATION:

C6 Building, No. 218 Xinghu Road, Suzhou Industrial Park, Suzhou, Jiangsu, 215123 China

CONTACT INFORMATION: TEL (+86)512-69561996
 Fax (+86)512-62956652

WEBSITE: www.hob-biotech.com

CUSTOMER SERVICE: HOB Biotech Group Co., Ltd

CUSTOMER SERVICE CONTACT: TEL (+86)4008601202



EUROPE REPRESENTATIVE: Emergo Europe

ADDRESS/LOCATION:

Prinsessegracht 20, 2514 AP The Hague, The Netherlands

Technical Assistance

For technical assistance, contact your National Distributor.

17th April 2019

Revision 9