

**BioCLIA Autoimmune Control Set, SLA/LP**

| Cat.No. | Kit Size |
|---------|----------|
| MY00323 | 2 X 1 mL |
| MY00374 | 4 X 1 mL |

**INTENDED USE**

The BioCLIA Autoimmune Control Set, SLA/LP is intended for the quality control purposes of the BioCLIA SLA/LP performed on the BioCLIA 6500 and BioCLIA 500. For professional *in vitro* diagnostic use only.

**SUMMARY AND EXPLANATION**

Autoimmune liver diseases (ALD) include autoimmune hepatitis (AIH), <sup>1,2</sup> primary biliary cirrhosis (PBC) <sup>3</sup> and primary sclerosing cholangitis (PSC). <sup>4</sup> Determination of indicators such as AMA, CENP-B, LKM-1 and SLA/LP has significant correlation to ALD diagnosis.

Currently, soluble liver antigen (SLA) and liver pancreas antigen (LP) are considered to be the same antigen. SLA/LP is a 50 kDa cytosol molecule, which is known as the UGA inhibitor tRNA related protein. Anti-SLA/LP antibodies are highly specific antibodies to type I autoimmune hepatitis (AIH) with sensitivity of 10% ~ 30%. <sup>5,6</sup> It exists alone or along with other direct antibody in patients' sera from ANA, SMA or AIH with anti-LKM-1 antibody negative ones. It is more likely to happen on young women with hyperimmunoglobulinemia. The determination of anti-SLA/LP antibodies is significant to clinical diagnosis of AIH.

**MATERIALS SUPPLIED**

- SLA/LP Control N** Barcode labeled tubes with buffer containing human antibodies to SLA/LP in stabilizers and preservatives. Ready to use, 1 mL.

Control N

Preservatives: 0.0015% < Proclin 300 < 0.6%.

- SLA/LP Control P** Barcode labeled tubes with buffer containing human antibodies to SLA/LP in stabilizers and preservatives. Ready to use, 1 mL.

Control P

Preservatives: 0.0015% < Proclin 300 < 0.6%.

The Control Code contains controls' information is provided in each kit.

Target value and acceptance range for the controls are indicated on the card provided in each kit.

**WARNINGS AND PRECAUTIONS**

- For professional *in vitro* diagnostic use only.
- Do not use any controls beyond their expiration dates.
- Do not mix controls from different lots unless specified.
- Instructions must be carefully followed for using and storing of controls. Any modification in procedure may interfere with the results.

- Controls and contaminated vials must be handled strictly following safety guidelines or rules of biological hazards to ensure the users' and environmental safety.
- Any serious incident that has occurred in relation to the device shall be reported to the manufacturer and the competent authority of the Member State in which the user and/or the patient is established!

**Precautions:**

Human serum is added in the controls.

- The human derived material in this product was tested by FDA approved methods and found nonreactive for Hepatitis B Surface Antigen (HBsAg), Anti-HCV and HIV 1/2 antibodies. Handle as if potentially infectious. 7 Avoid contacting with skin and eyes. Do not empty into drains. Wear suitable protective clothing.



- Proclin 300 is added in the controls at concentration between 0.0015% - 0.6%.
- Controls contain chemical and biological components. Avoid ingesting or splashing onto skin and mucous membrane. If direct contact with controls happens, rinse the contact surface with plenty of water immediately and see a doctor if necessary.

**STORAGE CONDITIONS**

- Store the kit at 2-8 °C.
- The shelf life of the unopened kit is 12 months from day of production.
- Vial opened controls could be used for 28 successive days, exposure no more than 2 hours each time when kept uncapped and is good for up to 35 controls, after which the reagent must be discarded.
- Avoid repeated freezing and thawing.

**ASSAY PROCEDURE**

Detailed information about operating the BioCLIA instruments can be taken from the Instrument User's Manual.

Note that, it is important to perform all routine maintenance procedures for optimal performance.

**Control**

The control procedure should be done before running the specimens each day. Users also can adjust the control procedure period according to their own lab frequency.

Each Laboratory should establish its own reference ranges.

### Programming and Running samples

1. Put the kit into the corresponding position of the reagent chamber of the fully automatic chemiluminescence analyzer. The information of the kit can be uploaded into the instrument system through the scanning of reagent barcode, and can also be set through the supporting software of the instrument.
2. The information of calibrator / quality control is identified by scanning the calibrator / control barcodes, and the position of calibrator / quality control is assigned in the instrument system.
3. The sample to be tested is placed on the instrument sample rack chamber, and the corresponding test information is edited through the instrument supporting software.
4. Start the operation procedure, and all calibrator / quality control / sample processing steps will be automatically executed.













### TRACEABILITY



The reported values were determined over multiple runs on the BioCLIA 6500 and BioCLIA 500 using specific lots of reagents against an in-house standard. DGP IgA results are reported in RU/mL which is interpreted from relative light unit (RLU). Method comparison test showed good sensitivity and specificity of tested assay.

### LIMITATIONS

- The controls are designed for control of the same lot of BioCLIA Autoimmune Reagent Kit.
- The controls can be kept uncapped onboard the instrument up to 2 hours for each time of usage. And a total up to 35 controls are suggested, for any longer period of time, the reagent should be discarded, otherwise may result in improper results.

### SYMBOLS

|   |                                    |   |   |
|---|------------------------------------|---|---|
|  | Catalog Number                     |  | Use-by date   |
|  | In Vitro diagnostic medical device |  | Lot Number  |
|  | Store between +2°C and +8°C        |  | Consult Instruction for Use                         |
|  | Manufacturer                       |  | Authorized Representative in the European Community |
|  | CE Marking                         |  | Contains Sufficient for<n>Tests                     |
|  | Biological Risk                    |  | GHS07 Warning                                       |

|   |                  |
|---|------------------|
|  | Negative Control |
|  | Positive Control |

### REFERENCE

1. Czaja AJ. Autoimmune liver disease. Current Opinion in Gastroenterology 2007;23:255-62.
2. Manns MP, Czaja AJ, Gorham JD, Krawitt EL, Mieli - Vergani G, Vergani D, Vierling JM. Diagnosis and management of autoimmune hepatitis. Hepatology 2010;51:2193-213.
3. Nakamura M, Kondo H, Mori T, Komori A, Matsuyama M, Ito M, et al. Anti -

gp210 and anti - centromere antibodies are different risk factors for the progression of primary biliary cirrhosis. Hepatology 2007;45:118-27.

4. T Tabibian JH, Lindor KD. Primary sclerosing cholangitis: a review and update on therapeutic developments. Expert review of gastroenterology & hepatology 2013;7:103-14.

5. Herkel J, Heidrich B, Nieraad N, Wies I, Rother M, Lohse AW. Fine specificity of autoantibodies to soluble liver antigen and liver/pancreas. Hepatology 2002;35:403-08.

6. Wies I, Brunner S, Henninger J, Herkel J, Kanzler S, Lohse AW. Identification of target antigen for SLA/LP autoantibodies in autoimmune hepatitis. Lancet 2000;355:1510-5.

7. Richmond JY, Mckinney RW. Biosafety in microbiological and biomedical laboratories: U.S.GPO. 1999.



**HOB Biotech Group Corp., Ltd.**

C6 Building, No. 218 Xinghu Road, Suzhou Industrial Park, Suzhou, Jiangsu, 215123, China

### CONTACT INFORMATION:

TEL (+86)512-69561996

Fax (+86)512-62956652

WEBSITE: [www.hob-biotech.com](http://www.hob-biotech.com)

CUSTOMER SERVICE: HOB Biotech Group Co., Ltd

CUSTOMER SERVICE: TEL (+86)4008601202



EUROPE REPRESENTATIVE: Emergo Europe

ADDRESS/LOCATION:

Prinsessegracht 20, 2514 AP The Hague, The Netherlands



The eIFU is available on Website:

<http://en.hob-biotech.com/usercenter/login.aspx>

### TECHNICAL ASSISTANCE

For technical assistance, contact your National Distributor.

Date of issue: 17<sup>th</sup> March 2019

Date of revision: 20<sup>th</sup> December 2021

Change Control Number: CN21129E

Version: A/1 (EN)