

Hematoxylin Counterstainer

RUO



Intended Use

For Research Use Only.

Summary and Explanation

Hematoxylin Counterstainer provides a nuclear blue counterstain for Immunocytochemical, Immunohistochemical and CISH procedures. It is an acidic stain that will adhere to any proteins with basic characteristics and yields a contrasting color from that of the chromogen in an immunohistochemical reaction. Hematoxylin Counterstainer also enables for more distinct viewing of the morphological characteristics of cells or tissue sections.

Presentation

Hematoxylin Counterstainer is provided in liquid form ready-to-use. It contains ethylene glycol, acetic acid and aluminum sulfate.

<i>Catalog No.</i>	<i>Concentration</i>	<i>Volume</i>
BSB-0024-RUO	Ready-to-use	15 mL
BSB-0025-RUO	Ready-to-use	50 mL
BSB-0026-RUO	Ready-to-use	100 mL
BSB-0027-RUO	Ready-to-use	200 mL
BSB-0028-RUO	Ready-to-use	1000 mL

Storage Store at 20-25°C

Stability

This product is stable up to the expiration date on the product label.

Do not use the after expiration date listed on package label. Temperature fluctuations should be avoided. Store appropriately when not in use.

Adhere to all local laws when disposing of this product.

Precautions

1. For professional users only. Results should be interpreted by a qualified medical professional.
2. This product contains <0.1% sodium azide (NaN₃) as a preservative. Ensure proper handling procedures are used with this reagent.
3. Always wear personal protective equipment such as laboratory coat, goggles and gloves when handling reagents.
4. Dispose of unused solution with copious amount of water.
5. Do not ingest reagent. If reagent is ingested, seek medical advice immediately.
6. Avoid contact with eyes. If contact occurs, flush with large quantities of water.
7. Follow safety precautions of the heating device used for epitope retrieval (TintoRetriever Pressure Cooker or similar).
8. For additional safety information refer to Safety Data Sheet for this product.
9. For complete recommendations for handling biological specimens, please refer to the CDC document, "Guidelines for Safe Work Practices in Human and Animal Medical Diagnostic Laboratories" (see References in this document).

Preparation of Working Solution

Hematoxylin Counterstainer is a ready-to-use working solution and requires no further preparation.

Recommended Protocol

1. Immerse cells or tissue sections for 30 seconds in Hematoxylin Counterstainer when staining with antibodies or nucleic acid probes showing a nuclear pattern of immunoreactivity, otherwise immerse for 45 to 60 seconds.
2. After staining with Hematoxylin Counterstainer, specimens need to be washed in distilled water and then blued in either washing buffer, tap water or a commercial bluing agent.
3. Dehydrate, clear, and mount.

Abbreviated Immunohistochemical Protocol

Step	ImmunoDetector AP/HRP	PolyDetector AP/HRP	PolyDetector Plus HRP
Peroxidase/AP Blocker	5 min.	5 min.	5 min
Primary Antibody	30-60 min.	30-60 min.	30-60 min.
1st Step Detection	10 min.	30-45 min.	15 min.
2nd Step Detection	10 min.	Not Applicable	15 min.
Substrate- Chromogen	5-10 min.	5-10 min.	5-10 min.
Counterstain / Coverslip	Varies	Varies	Varies







Product Limitations

Due to inherent variability present in immunohistochemical procedures (including fixation time of tissues, dilution factor of antibody, retrieval method utilized and incubation time), optimal performance should be established through the use of positive and negative controls. Results should be interpreted by a qualified medical professional.

References

1. U.S. Department of Health and Human Services: Centers for Disease Control and Prevention. Guidelines for Safe Work Practices in Human and Animal Medical Diagnostic Laboratories. Supplement / Vol. 61, January 6, 2012.

Symbol Key / Légende des symboles/Erläuterung der Symbole

	Storage Temperature Limites de température Zulässiger Temperaturbereich		Manufacturer Fabricant Hersteller		Catalog Number Référence du catalogue Bestellnummer
	Read Instructions for Use Consulter les instructions d'utilisation Gebrauchsanweisung beachten		Expiration Date Utiliser jusque Verwendbar bis		Lot Number Code du lot Chargenbezeichnung