



## **N-Histofine<sup>®</sup>**

### **Simple Stain AEC Solution**

Peroxidase Chromogen/Substrate Solution

**500 tests      Code: 415182F**

**1500 tests      Code: 415184F**

## **AMINOETHYL CARBAZOLE (AEC) SUBSTRATE SOLUTION**

### **SUBSTRATE FOR HORSERADISH PEROXIDASE**

#### **INTENDED USE**

For In Vitro Diagnostic Use.

For professional users.

Diagnosis should be made based on the clinical history and results of diagnostic tests of the patient.

#### **FORM**

Liquid. Ready to use.

Simple Stain AEC Solution

[500 tests]	[1500 tests]
... 17 ml × 3 bottles	17 ml × 9 bottles

#### **DESCRIPTION**

**N-Histofine<sup>®</sup>** Simple Stain AEC Solution is the chromogen/substrate system suitable for use in peroxidase-based immunohistochemical staining. AEC may produce red precipitates at the site of the target antigen or nucleic acid reacting with peroxidase.

#### **USAGE**

Adjust **N-Histofine<sup>®</sup>** Simple Stain AEC Solution to room temperature prior to use.

React the objective tissue section with peroxidase conjugate in advance.

At the same time, staining of Negative control slide using PBS in place of primary antibody is recommended to be prepared for checking the staining result.

For color development, incubate the tissue section on the slide with 1-2 drops of **N-Histofine<sup>®</sup>** Simple Stain AEC Solution using Dropping bottle at room temperature for 5-20 minutes.

Adjust the reaction time by microscopic observation by contrast with the Negative control slide.

After adequate coloration, wash the slide with tap water.













This red deposit is soluble in organic solvent. Therefore, after counterstain, the slide can be mounted with water-soluble mounting media.


#### **STORAGE**


Store at 2-8°C.

#### **PRECAUTIONS**

1. Avoid contact with eyes, skin and clothing as well as ingestion and inhalation.
2. Unused solution should be disposed of according to all applicable rules and regulations.

	Catalog/Code Number		Temperature Limitations		In Vitro Diagnostic Medical Device
	Manufacturer		Batch Code		Contains Sufficient for <N> Tests
	Use By		Consult Instructions for Use		Authorized Representative in the European Community
	CE-mark, code of the notified body		For IVD Performance Evaluation only		Sample

 **NICHIREI BIOSCIENCES INC.**  
6-19-20, Tsukiji, Chuo-ku, Tokyo 104-8402, JAPAN  
Phone:81-3-3248-2208, Facsimile:81-3-3248-2243

 **EMERGO EUROPE**  
Prinsessegracht 20  
2514 AP The Hague  
The Netherlands